

For The Teacher

Thank you for purchasing my Winter Themed Snowman Book Report package. I hope your students will enjoy it as much as mine have. All of the activities have been designed with an eye to clarity, student engagement and effectiveness in addressing the following Common Core State Standards:

Grade 3: Reading Literature Standards 3.1, 3.2, 3.3, 3.10
Language Standards: 3.2
Writing Standards: 3.2, 3.4, 3.5, 3.10

Grade 4: Reading Literature Standards: 4.1, 4.2, 4.3, 4.10
Language Standards: 4.2
Writing Standards: 4.2, 4.4, 4.5, 4.10

Grade 5: Reading Literature Standards: 5.1, 5.2, 5.10
Language Standards: 5.2
Writing Standards: 5.2, 5.4, 5.5, 5.10

Grade 6: Reading Literature Standards: 6.1, 6.2, 6.10
Language Standards: 6.2
Writing Standards: 6.2, 6.4, 6.5, 6.10

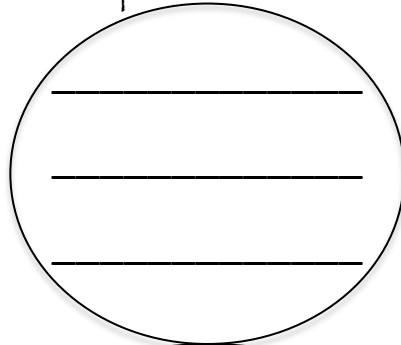
This package is designed with options in mind. You may choose to have your students do all of the activities, or just those you have selected. You may copy student sheets on regular sized copy paper, larger paper or card stock. The final report can be stapled into a packet to hang on a bulletin board and/or hand in. Alternatively, the student can cut out the snowmen character and glue it to a large sheet of drawing paper and create a background around it that reflects the setting of the book. These snowmen are magic and will not melt, no matter how warm the setting! Your students might then staple other sheets from the project to the bottom of the drawing paper. The finished projects make a great bulletin board display to celebrate student learning.

While this project works well with any fiction picture book or chapter book, I have included a list of winter themed books at the end of the packet should you wish to fully embrace a winter theme ☺

Name _____


Like a snowman, build your summary of the book from the bottom up.

In the end




A small circle containing three horizontal lines for writing, representing the top snowball of a snowman.

Then



A medium-sized circle containing six horizontal lines for writing, representing the middle snowball of a snowman.

First




A large circle containing ten horizontal lines for writing, representing the bottom snowball of a snowman.

Name _____

Character Traits

adventurous	happy	shy
artistic	humble	successful
athletic	hostile	smart
brave	honest	studious
bold	intelligent	selfish
bossy	independent	trustworthy
cheerful	inventive	thoughtful
curious	lazy	unselfish
creative	messy	warm
courageous	mischievous	witty
considerate	mean	wild
daring	neat	wise
a dreamer	nasty	sad
dainty	nice	serious
dangerous	nosy	respectful
entertaining	poor	generous
energetic	proud	gentle
funny	quiet	fun-loving
friendly	rich	a leader

From the list above, choose three traits that describe your character and list them on the snowflakes below.



Name _____

For each of the traits you noted, explain why that trait describes the character. Please be specific. Think about the character's thoughts, words and actions as you support your thinking.

Character Trait

Examples From the Text



Character Trait

Examples From the Text



Character Trait

Examples From the Text